




# **MEGAJET<sup>®</sup>**

**PREMIUM ENGINE DRIVEN MACHINERY**



# MANUFACTURERS OF *PREMIUM ENGINE DRIVEN MACHINERY*

Megajet manufacture a large range of engine driven machinery, and are most commonly known for our industry leading '4-in-1' workstations.

We also offer a range of Megajet generators and welder/generator combinations for rural use or industrial/mining applications where electrical compliance is paramount.

Our heavy duty cast iron truck and irrigation pumps use high quality Italian manufactured pump ends. Dust suppression trucks with multiple fans find the medium pressure and higher flows of these pumps perfect for their specific application.

A popular option for the truck pump market (but available on all electric start engines) is the WRC (Wireless Remote Control) module for remote stop/start and throttle control. This accessory is particularly useful where operators are necessarily removed from the engine's location (i.e. a truck driver with a pump on the rear of the truck).

At Megajet we guarantee 100% customer satisfaction, and will work closely with you to create the best '4-in-1' workstation, pump, generator or welder/generator option to suit your specific needs.

*Contact us today for a quotation or consultation.*

# THE ORIGINAL AND STILL THE BEST

MANUFACTURED SINCE 1990

## 4-IN-1 WORKSTATIONS AUSTRALIA'S TOUGHEST UNITS

The '4-in-1' concept was originally pioneered by Megajet in 1990, and today we are proud to offer the best workstations available on the Australian market.

'4-in-1' workstations are comprised of a welder, generator, air compressor and battery charger. Both the Industrial and Ozy '4-in-1' units have become our major manufacturing lines. Megajet units are built in our Brisbane factory, and utilise the highest quality and most reliable petrol or diesel engines from the leading brands on offer.

Over time, Megajet workstations have evolved into the rugged, premium units seen today; well equipped to meet all specifications for the ever demanding safety and environmental sectors.



Engine  
Brands:

**HONDA**

**YANMAR**

**KOHLER**

**HATZ**  
DIESEL

**VANGUARD**

## INDUSTRIAL 4-IN-1 WORKSTATION



### THE ORIGINAL AND STILL THE BEST

The '4-in-1' concept was originally pioneered by Megajet. Many years of research and development have gone into the industrial duty units of today. This durable workstation is fitted to a vast number of mobile service vehicles on the road and on-site in Australia. The Megajet workstation is assembled by our team in our Brisbane factory.



PART	FUEL	BRAND	CYL	HP	AIR TANK	START	BATTERY	WELDER	GENERATOR	OUTLETS	COMPRESSOR	FRAME MM	FUEL TANK	WEIGHT
MJIV18E	Petrol	Vanguard	V-Twin	20HP	30L	Electric	Yes	250A DC	6KW 230V	2 x 15A	14CFM	950 x 760 x 730	28L	160kg
MJIH21E	Petrol	Honda	V-Twin	21HP	30L	Electric	Yes	250A DC	6KW 230V	2 x 15A	14CFM	950 x 760 x 730	28L	160kg
MJIK10E	Diesel	Kohler	Single	10HP	30L	Elec/Pull	Yes	200A DC	6KW 230V	2 x 15A	14CFM	950 x 760 x 730	5L	180kg
MJIY10E	Diesel	Yanmar	Single	10HP	30L	Elec/Pull	Yes	200A DC	6KW 230V	2 x 15A	14CFM	950 x 760 x 730	5.4L	180kg
MJIZ14E	Diesel	Hatz	Single	14HP	30L	Electric	Yes	250A DC	6KW 230V	2 x 15A	14CFM	950 x 760 x 730	10L	220kg
MJIK25E	Diesel	Kohler	3CYL Liquid	25HP	60L	Electric	No	250A DC	6KW 230V	2 x 15A	30CFM	1665 x 565 x 1040	N/A	398kg

## OZY 4-IN-1 WORKSTATION



### HIGH ON PERFORMANCE, LOW ON COST

The Ozy '4-in-1' unit is a basic rural grade version of the Megajet Industrial '4-in-1'. The Ozy uses the same welder, generator and compressor package, but with a standard frame and fittings. With the Ozy, you get all the performance and quality of our heavy duty workstation, but without the extra cost. The Megajet Ozy workstation is assembled by our team in our Brisbane factory.



PART	FUEL	BRAND	CYL	HP	AIR TANK	START	BATTERY	WELDER	GENERATOR	OUTLETS	COMPRESSOR	FRAME MM	FUEL TANK	WEIGHT
MJOZY13M	Petrol	Honda	Single	13HP	30L	Pull	No	200A DC	6KW 230V	2 x 15A	14CFM	950 x 760 x 730	6.5L	140kg
MJOZY13E	Petrol	Honda	Single	13HP	30L	Elec/Pull	Yes	250A DC	6KW 230V	2 x 15A	14CFM	950 x 760 x 730	6.5L	150kg
MJOZY16E	Petrol	Vanguard	Single	16HP	30L	Elec/Pull	Yes	250A DC	6KW 230V	2 x 15A	14CFM	950 x 760 x 730	8.5L	155kg
MJOZY18E	Petrol	Vanguard	Single	18HP	30L	Elec/Pull	Yes	250A DC	6KW 230V	2 x 15A	14CFM	950 x 760 x 730	8.5L	160kg

# PUMPS (PETROL + DIESEL)

## QUALITY PUMPS FOR ANY APPLICATION

Megajet offers a wide variety of petrol and diesel driven centrifugal pumps, from fire fighter pumps to 4" gushers, poly, alloy or cast iron pumps to suit all applications. Megajet has decades of experience matching the correct pump for the job. We use only genuine engines from Kohler, Honda and Yanmar in both manual and electric start options. Optional Viton seals for pumping chemicals or carbide seals for pumping liquids with solids are also available upon request.

Megajet can custom build to your specifications, whether you need MINESPEC features, a sheep jetting diaphragm pump or a high pressure drain cleaning pump. Electric start versions can even be made to start/stop remotely with throttle control using our simple 4 button Wireless Remote Control (WRC) system.



Optional frame available at extra charge upon request


PART	FUEL	BRAND	CYL	HP	START	BATTERY	FUEL TANK	IN/OUTLET	MAX FLOW	MAX PSI
MJ1.5A2FFPMH	Petrol	Honda	Single	6.5HP	Pull	No	3.1L	1.5"	300 L/min	127
MJ1.5A2FFPEH	Petrol	Honda	Single	6.5HP	Elec/Pull	Optional	3.1L	1.5"	300 L/min	127
MJ2AFFPMH	Petrol	Honda	Single	6.5HP	Pull	No	3.1L	2"	500 L/min	82
MJ2APMH	Petrol	Honda	Single	6.5HP	Pull	No	3.1L	2"	600 L/min	35
MJ2CIPEH	Petrol	Honda	Single	13HP	Elec/Pull	Optional	6.5L	2"	500 L/min	140
MJ2PPMHV	Petrol	Honda	Single	6.5HP	Pull	No	3.1L	2"	540 L/min	42
MJ3APMH	Petrol	Honda	Single	6.5HP	Pull	No	3.1L	3"	1000 L/min	35
MJ3APEH	Petrol	Honda	Single	6.5HP	Elec/Pull	Optional	3.1L	3"	1000 L/min	35
MJ3PPMHV	Petrol	Honda	Single	6.5HP	Pull	No	3.1L	3"	950 L/min	39
MJ3ATPMH	Petrol	Honda	Single	6.5HP	Pull	No	3.1L	3"	1200 L/min	35
MJ3ATPEH	Petrol	Honda	Single	6.5HP	Elec/Pull	Optional	3.1L	3"	1200 L/min	35
MJ4APEH	Petrol	Honda	Single	9HP	Pull	No	5.3L	4"	1600 L/min	36



PART	FUEL	BRAND	CYL	HP	START	BATTERY	FUEL TANK	IN/OUTLET	MAX FLOW	MAX PSI
MJ1.5A2DEK	Diesel	Kohler	Single	4.6HP	Elec/Pull	Optional	3.1L	1.5"	300 L/min	127
MJ1.5A2DEY	Diesel	Yanmar	Single	4.8HP	Elec/Pull	Optional	2.4L	1.5"	300 L/min	127
MJ2AFFDEK	Diesel	Kohler	Single	4.6HP	Elec/Pull	Optional	3.1L	2"	500 L/min	82
MJ2AFFDEY	Diesel	Yanmar	Single	4.8HP	Elec/Pull	Optional	2.4L	2"	500 L/min	82
MJ2CIDEK	Diesel	Kohler	Single	10HP	Elec/Pull	Optional	5L	2"	500 L/min	140
MJ2CIDEY	Diesel	Yanmar	Single	10HP	Elec/Pull	Optional	5.4L	2"	500 L/min	140
MJ2ADEK	Diesel	Kohler	Single	4.6HP	Elec/Pull	Optional	3.1L	2"	600 L/min	39
MJ2ADEY	Diesel	Yanmar	Single	4.8HP	Elec/Pull	Optional	2.4L	2"	600 L/min	39
MJ2PDEK	Diesel	Kohler	Single	4.6HP	Elec/Pull	Optional	3.1L	2"	540 L/min	42
MJ2PDEY	Diesel	Yanmar	Single	4.8HP	Elec/Pull	Optional	2.4L	2"	540 L/min	42
MJ3ADEK	Diesel	Kohler	Single	4.6HP	Elec/Pull	Optional	3.1L	3"	1000 L/min	35
MJ3ADEY	Diesel	Yanmar	Single	4.8HP	Elec/Pull	Optional	2.4L	3"	1000 L/min	35
MJ3ATDEK	Diesel	Kohler	Single	4.6HP	Elec/Pull	Optional	3.1L	3"	1200 L/min	35
MJ3ATDEY	Diesel	Yanmar	Single	4.8HP	Elec/Pull	Optional	2.4L	3"	1200 L/min	35
MJ3PDEK	Diesel	Kohler	Single	4.6HP	Elec/Pull	Optional	3.1L	3"	950 L/min	39
MJ3PDEY	Diesel	Yanmar	Single	4.8HP	Elec/Pull	Optional	2.4L	3"	950 L/min	39
MJ4ADEK	Diesel	Kohler	Single	6.7HP	Elec/Pull	Optional	4.3L	4"	1600 L/min	36
MJ4ADEY	Diesel	Yanmar	Single	7HP	Elec/Pull	Optional	3.3L	4"	1600 L/min	36



## WELDER + GENERATOR



### TRIED AND TRUSTED IN THE FIELD


Megajet engine driven welder/generators use a 250Amp DC 6kw continuous unit made to our own specifications. These alternators have proven very reliable in the field and are praised by casual and professional users alike.

The 250Amp DC welder has fully variable amperage from 60 to 250Amps and access to the 6kW, 240 volt generator is available at any time without the need to switch from one to the other. They are also fitted with 12V battery charging at 10Amps (unregulated), for emergency charging. These units can also be fitted with BMA and MINESPEC safety if required.



PART	FUEL	BRAND	CYL	HP	START	BATTERY	GENERATOR	WELDER	OUTLETS	FRAME MM	FUEL TANK
MJW25P13M	Petrol	Honda	Single	13HP	Pull	No	6KW 230V	200A DC	2 x 15A	850 X 530 X 575	6.5L
MJW25P13E	Petrol	Honda	Single	13HP	Elec/Pull	Yes	6KW 230V	200A DC	2 x 15A	850 X 530 X 575	6.5L
MJW25P16E	Petrol	Vanguard	V-Twin	16HP	Elec/Pull	Yes	6KW 230V	250A DC	2 x 15A	850 X 530 X 575	8.5L
MJW25P18E	Petrol	Vanguard	V-Twin	18HP	Elec/Pull	Yes	6KW 230V	250A DC	2 x 15A	850 X 530 X 575	8.5L

## GENERATORS



### CUSTOM BUILT TO THE HIGHEST QUALITY


Megajet generators are custom built in our Brisbane factory. We specialise in standard and custom specifications (BMA, MINESPEC and more).

Our builds use petrol and diesel powered units with a high quality reputation in the field.



PART	FUEL	BRAND	CYL	HP	START	BATTERY	GENERATOR	OUTLETS	FRAME MM	FUEL TANK
MJG6P13M	Petrol	Honda	Single	13HP	Pull	No	6KW 230V	2 x 15A	850 X 530 X 575	6.5L
MJG6P13E	Petrol	Honda	Single	13HP	Elec/Pull	Yes	6KW 230V	2 x 15A	850 X 530 X 575	6.5L
MJG9P18E	Petrol	Vanguard	V-Twin	18HP	Elec/Pull	Yes	8KW 230V	2 x 15A	850 X 530 X 575	8.5L
MJG10P20E	Petrol	Honda	V-Twin	20HP	Electric	Yes	10KW 230V	2 x 15A	950 x 760 x 730	25L

# TRUCK PUMPS



## BUILT TOUGH FOR HEAVY DUTY

Megajet truck pumps utilise a heavy duty cast iron pump end. Imported from Italy, these high efficiency pump ends stand up to the rigours of every day use for dust suppression and water cannon work.

The Megajet 3" and 4" medium and high pressure truck pumps are available in bare shaft or with petrol, diesel and hydraulic drive options.

Megajet have also developed our own Wireless Remote Control (WRC) system. The WRC controls start, stop and throttle control of the engine on your truck pump. Using a 433MHz 4 channel system, you can control the pump from the cab of your truck with a 4 button key fob.

Optional frame available at extra charge upon request



PART	FUEL	BRAND	CYL	HP	START	BATTERY	FUEL TANK	INLET/OUTLET	MAX FLOW	MAX PSI
MJ3CIB3XRAPEH13	Petrol	Honda	Single	13HP	Elec/Pull	Optional	6.5L	3"	1400 L/min	65
MJ3CIG3TMKPEH20	Petrol	Honda	V-Twin	20HP	Electric	Optional	-	3"	1000 L/min	100
MJ3CIG3TMKPEV18	Petrol	Vanguard	V-Twin	18HP	Elec/Pull	Optional	8.5L	3"	1000 L/min	100
MJ3CIG3TMKPEV23	Petrol	Vanguard	V-Twin	23HP	Electric	Optional	8.5L	3"	1000 L/min	100
MJ3CIB3XRADEK440	Diesel	Kohler	Single	10HP	Electric	Optional	5L	3"	1400 L/min	65
MJ3CIB3XRADEZ50	Diesel	Hatz	Single	11.5HP	Electric	Optional	10L	3"	1400 L/min	65
MJ3CIG3TMKDEZ81	Diesel	Hatz	Single	14HP	Electric	Optional	10L	3"	1000 L/min	100
MJ3CIG3TMKDEK425	Diesel	Kohler	Twin	19HP	Electric	Optional	-	3"	1000 L/min	100
MJ4CIB4XRAPEH25	Petrol	Honda	V-Twin	25HP	Electric	Optional	-	4"	2200 L/min	65
MJ4CIB4XRADEK425	Diesel	Kohler	Twin	19HP	Electric	Optional	-	4"	2200 L/min	65
MJ4CIB4XRADEZ81	Diesel	Hatz	Single	14HP	Electric	Optional	10L	4"	2200 L/min	65



**MEGAJET**®

**Address:** 23 Hasp St, Seventeen Mile Rocks, QLD, 4073, Australia  
**Phone:** +61 7 3277 6167 **Email:** sales@megajet.com.au

[www.megajet.com.au](http://www.megajet.com.au)